

CADMAN®

CADMAN®

INTELLIGENT SOFTWARE

FOR A BALANCED WORKSHOP



LVDGROUP.COM



CADMAN

INTELLIGENT SOFTWARE FOR A BALANCED WORKFLOW

For over thirty years, LVD's CADMAN® programming software has maximized machine capabilities by integrating the key sheet metalworking processes of laser cutting, punching and bending.

Today, the database-driven CADMAN Suite looks at the big picture and helps to streamline the complete fabricating process considering not just the processes of laser cutting, punching and bending, but also taking into account production control, communication and management. CADMAN provides users with live information to make informed choices, enabling optimized programming and maximized throughput in the workshop.

INTEGRATED SOLUTIONS



CADMAN-B

Achieve the correct unfolded development the first time and easily create complex bending programs. CADMAN-B intelligently links the virtual world with the real world of bending.

CADMAN-L

Automatic nesting, application of laser technology and automatic laser program generation is fully optimized through the use of CADMAN-L, for all skill levels.

CADMAN-P

Powerful software to program the simplest part right up to the most complex 3D bent part, CADMAN-P provides a wealth of embedded intelligence to achieve an efficient and effective punch program.

WHY CADMAN?

TIME

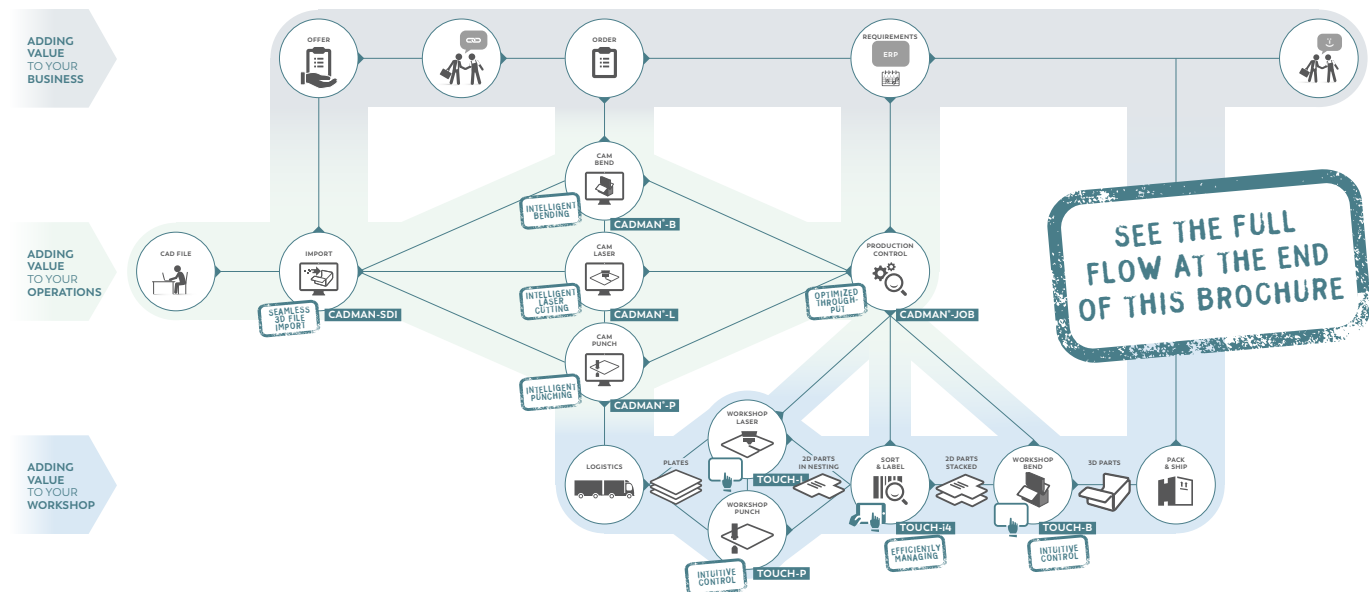
CADMAN® is designed to minimize set-up times, improve tool setups and efficiently manage jobs, offering significant time savings.

QUALITY

With an extensive database for a wide array of technologies, materials, tools and integration with intuitive process control systems such as LVD's *Easy-Form*® adaptive bending system, CADMAN Suite is designed for consistent, high-quality output backed by LVD proven in-house expertise.

FLEXIBILITY

Combining the key fabrication disciplines of design, programming and production control into a single package, CADMAN is known for its ease of use. CADMAN software is functional with endless sheet metal processes, as specialized as the products LVD customers create. CADMAN is PC-based and Windows® compatible.



CADMAN-JOB

Organize your fabrication shop, classify and group parts to increase throughput, minimize set-ups and streamline flow.

CADMAN-SDI

This Smart Drawing Importer allows fast CAD file import and efficient calculation of cost drivers. Using BricsCAD®, a robust 3D direct modeling CAD package, you can make any necessary part adjustments or modifications.

TOUCH-i4

Communication and visibility of real-time information is the key to efficiency in today's fabricating environment. TOUCH-i4 provides the information needed to effectively manage your fabricating workshop.



TOUCH-i4

INTEGRATING INFORMATION INTUITIVELY IN INDUSTRY

TOUCH-i4 is an industrial strength Windows-based tablet that provides an overview of the entire fabrication workshop. *TOUCH-i4* generates live information needed to manage your networked LVD laser cutting, punching and bending machines.

TOUCH-i4 collects real-time information from your LVD machine(s) powered by a centralized CADMAN® database to offer insight and flexibility to your daily operations. This information can be viewed and managed wirelessly on the shop floor with *TOUCH-i4*, allowing the user to make informed decisions based on lead-time, cost, technology and individual machine workload.

- KPI (Key Performance Indicators) history - full visibility and diagnosis of historical workshop performance including OEE analysis
- Future workload – overview and plan future workload by overall capacity, by technology and by individual machine
- Sort and validate – *TOUCH-i4* can be used to help sort and validate parts allowing users to streamline production orders ready for the next operation



CADMAN-JOB

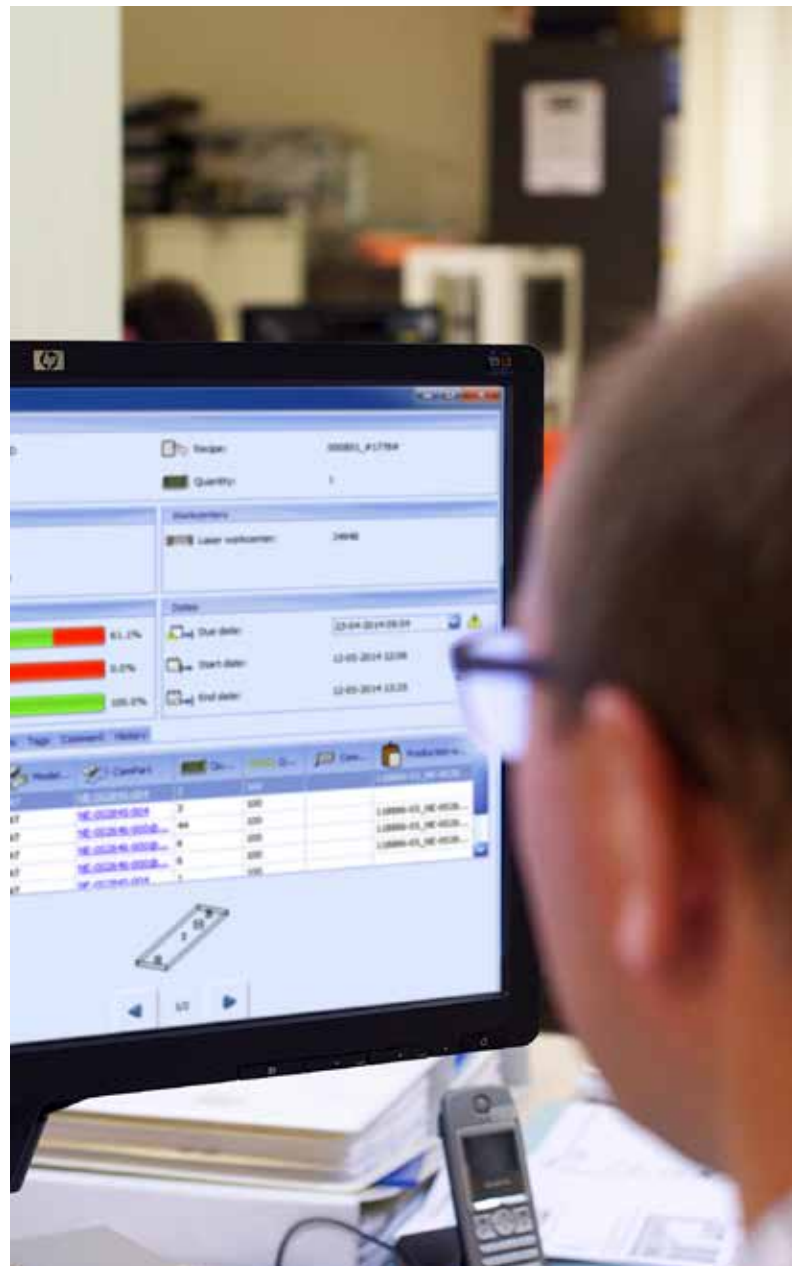
INCREASED THROUGHPUT

CADMAN[®]-JOB provides the ideal solution to manage today's short lead-time, small batch, tight margin manufacturing culture.

CADMAN-JOB connects the front office intakes and processing of orders with shop floor operations, providing a controlled process from the customer's order to the finished part. The software creates or imports production orders from an ERP system allowing users to generate jobs for bending, punching or laser cutting, minimizing tool/turret setup or lens/nozzle changes.

- Provides real-time visibility and full transparency of the parts and production orders live on the shop floor
- Organizes and schedules fabrication shop workload
- Classifies and groups jobs in most efficient manner
- Tracks progress of each part, job and production order
- Provides estimated and actual production time information
- Generates lists to launch any necessary re-works
- Collects all relevant machine and job data for statistical analysis

CADMAN-JOB provides the ideal solution to manage today's short lead-time, small batch, tight margin manufacturing culture.





CADMAN-B

THE BENCHMARK FOR BEND CAM SOFTWARE

After importing a 3D CAD part, CADMAN[®]-B is an expert in calculating bend allowances and determining the optimal bend sequence and gauge positions. This expertise is based upon CADMAN's world class algorithms for unfolding and collision computation during the complete bending process.

CADMAN-B offers a simulation environment that visualizes the bend process with start to finish collision detection, as well as all gauge positions and tool setups. This comprehensive simulation tool is open to the operator's fine-tuning inputs.

CADMAN-B makes the perfect link between virtual production engineering and real world bending.

- Correct unfolding based on LVD's intelligent learning database, beyond other limited methods such as the DIN norm
- Extended batch processing ability that can be set up as a Solution Finding Service
- Automatic calculation of optimal bend sequence, gauging positions, tool set-ups and bend programs
- Automatic definition of inclined, parallel and multi-bends, as well as hemming and preliminary bends
- Processing all standard 3D CAD models such as SAT, STEP, IGES, and others
- Seamless linking to CADMAN-P or L for 2D part profiling
- Fully integrated with LVD's Touch-B controller for press brakes

TOUCH CONTROLS

INTUITIVE CONTROL

LVD Touch-series controls provide users with an icon driven touch control. Fully developed in-house, LVD's touch controls dramatically reduce the learning curve for all operators by providing an **easy to use interface** for even the most complex applications.

- Touch-B controls for press brakes, Touch-L for lasers and Touch-P for punching machines are available
- Brings the machine's technology to the operator's finger tips
- Works with centralized CADMAN database for full process integration
- Delivers high performance
- Is CADMAN-JOB compatible

CADMAN-L



REVENUE BOOSTER FOR YOUR LASER CUTTING MACHINE

CADMAN®-L offers flexibility and customization in many ways.


Multiple laser cutting technology tables are available and can be assigned to any material, any thickness, even to individual contours within the same part.

The CAM programmer's skill set and ideas are not compromised because of the highly customizable GUI allowing users of all skill levels to get the best of the machine. Initiated from CADMAN-JOB, CADMAN-L imports the correct unfolded flat part from CADMAN-B, then nests and processes them automatically to the production orders at hand.

CADMAN-L is the perfect software tool to realize the full potential of your LVD laser cutting machine, enabling the user to exploit the full functionality of the machine.

- Complete flexibility to manually or automatically nest laser parts
- A Minimum Heat option minimizes the heat build-up in any particular area of the plate
- The On-the-Fly Piercing and Cutting option allows high-speed cutting of grids in thin materials
- The powerful collision avoidance option gets a new dimension with the On-the-Fly Piercing and Cutting option for thin materials
- Larger inside contours can be cut into multiple scrap pieces for easy evacuation
- Fully integrated with LVD's Touch-L controller for laser cutting machines





CADMAN-P

POWERFUL CAM DIMENSION TO YOUR PUNCHING MACHINE

CADMAN®-P is a flexible, powerful and user-friendly software system to tackle your punching needs. It is capable of processing all your parts from the simplest single part to a full batch order of complex parts.

CADMAN-P offers many automated processes such as punch sequencing macros, automatic tool selection, clamp positioning and others to maximize your machine's output with ease.

CADMAN-P now draws from the calculation power of CADMAN-B to program parts that can be bent on LVD's latest addition in its range of punching machines.

- Customizable GUI ribbon
- Incorporation of custom macros for repetitive multiple tool instructions
- Powerful and extensive parametric database of punches and dies, multi-tools and tool configurations
- Provides full support for advanced punching functions, including multi-tools, wheel tooling and opti-bend (bend up to 3" (75 mm) high)
- Common and non-common line punching
- Automatic punch selection, assignment and tool turret / magazine configuration
- Complete support for complex punching, forming, bending and tapping with optimization of tool changes and sequencing
- Fully integrated with LVD's Touch-P controller for punching machines

Tackling any punch, form, tap or bend operation on an LVD punching machine has never been easier with the versatile CADMAN-P software.

CADMAN-SDI

EASY CAD FILE IMPORT AND CALCULATION OF COST DRIVERS

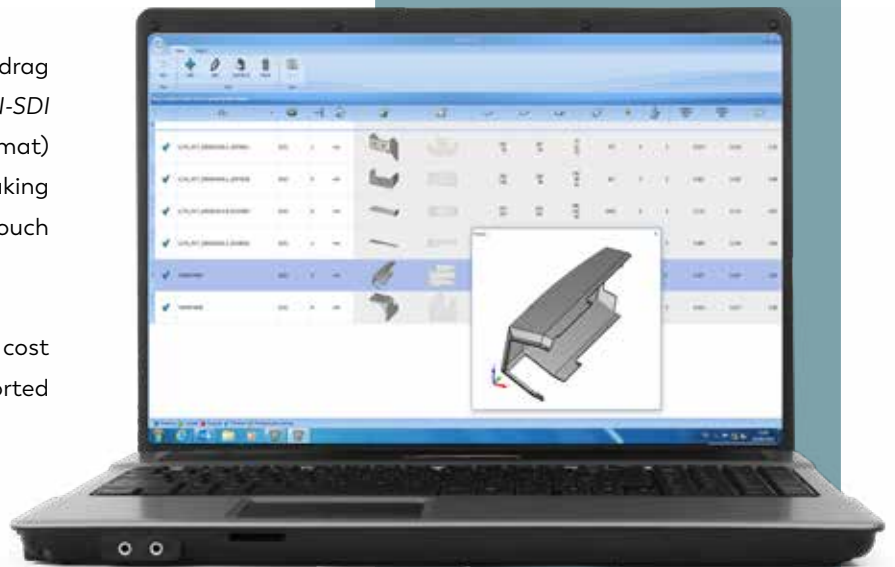
CADMAN-SDI consists of two powerful modules:


CADMAN-SDI makes CAD file import simple, just drag and drop your drawing into the module. *CADMAN-SDI* converts the file to OSM (Open Sheet Metal format) and stores it in the central *CADMAN* database making it directly accessible for all other *CADMAN* and *Touch* products.

As the drawing is converted into the OSM, all cost drivers are displayed on the screen and can be exported to create an accurate cost estimate.

BricsCAD, a robust 3D direct modeling CAD package, allows the 3D sheet metal file to be reviewed in detail, modified or corrected as required. It provides recognition of bent features, lets you modify a junction into a bend, change overlaps of bent faces, create notches, and more.

Creating accurate estimates is critical to keeping your shop productive and profitable, but estimating production costs can be a time-consuming process. With *CADMAN*[®]-*SDI*, generating estimates from imported CAD files is faster and easier.





The latest integrated, database-driven CADMAN® Suite software looks at the big picture and helps to streamline the complete fabricating process. With optimized and dynamic Art to Part cycle times, CADMAN considers not just the processes of laser cutting, punching and bending, but also takes into account production control, communication and management. CADMAN provides users with live information to make informed choices enabling optimized programming and maximized throughput in the workshop.

CADMAN SOFTWARE

LVD SOLUTIONS FOR OPTIMIZED WORKFLOW

*Today's fabrication process
is full of challenges.*

*Discover LVD's solutions
to streamline your workshop.*

SERVICE OUR EXPERTISE

IN-HOUSE “KNOW-HOW” WORKING FOR YOU

LVD's team of experienced software application specialists are on hand to ensure that customers get the very best from LVD's machinery and software solutions. Various CADMAN® software support packages are available for updates, upgrades and other value-adding services such as support priority and training discount vouchers.

Key benefits:

- Dedicated CADMAN customer support specialists
- LVD CADMAN software experts offer contract holders daily assistance
- Priority system for contract holders
- Free Teleservice program for contract holders
- Update training, regular update training sessions, learn about the latest technology
- Advanced software training
- Fully-equipped LVD training centers worldwide

LVD ensures that customers get the very best from our machinery and software solutions.

SUBSIDIARIES

LVD BeNeLux nv
Gullegem, Belgium

LVD America Latina
Joinville, Brazil

LVD GmbH
Lahr, Germany

LVD Italia s.r.l.
Parma, Italy

LVD Korea Ltd.
Inchon City, Korea

LVD Malaysia Sdn Bhd
Shah Alam, Malaysia

LVD Scandinavia AS
Oslo, Norway

LVD Polska Sp. z o.o.
Kedzierzyn-Kozle, Poland

LVD UK Ltd.
Oxfordshire, United Kingdom

LVD S2/S3 s.r.o.
Tornala, Slovakia

LVD s.a.
Raismes, France

LVD-Strippit India Pvt. Ltd.
Bangalore, India

LVD-Strippit Shanghai Co. Ltd.
Shanghai, China

LVD Scandinavia AS
Gothenburg, Sweden

LVD Thailand Ltd.
Bangkok, Thailand

LVD Center P.T.
Jakarta, Indonesia

LVD Mexico
Querétaro, Mexico

LVD Vietnam
Ho Chi Minh City, Vietnam

JOINT VENTURES

LVD CNC Technology Co. Ltd
Huangshi City,
Hubei Province, China



HEADQUARTERS

LVD Company nv
Nijverheidslaan 2
B-8560 GULLEGEM
BELGIUM
Tel. +32 56 43 05 11
Fax +32 56 43 25 00
marketing@lvdgroup.com

LVD North America
12975 Clarence Center Rd.
USA-AKRON NY 14001
UNITED STATES
Tel. +1 716 542 4511
Fax +1 716 542 5957
marketing.us@lvdgroup.com

LVD North America is the trade name of the Sales & Service division of Strippit, Inc.

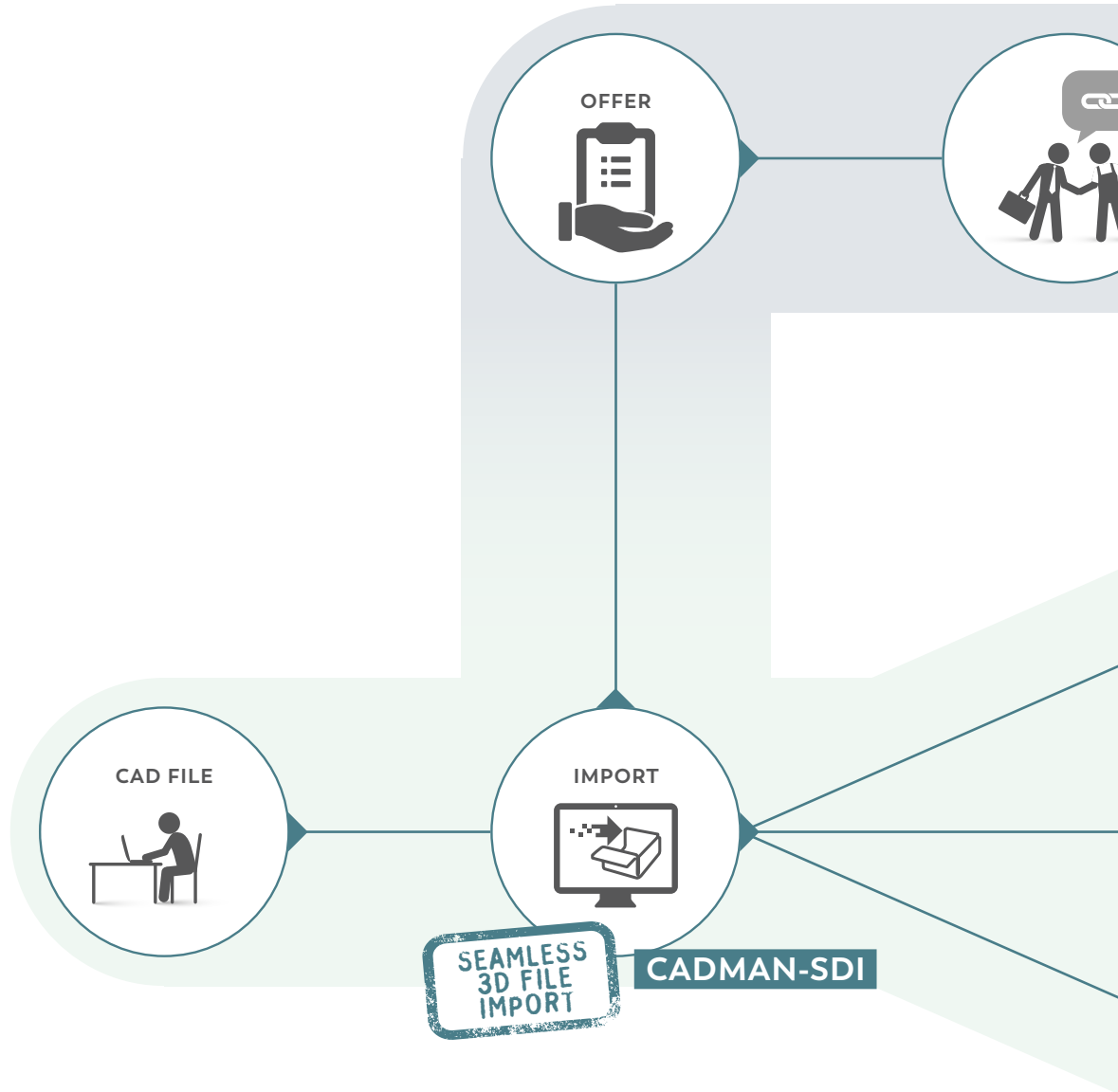
In other countries LVD products are distributed by agents. For full address details of your local subsidiary or agent, please visit our website: www.lvdgroup.com

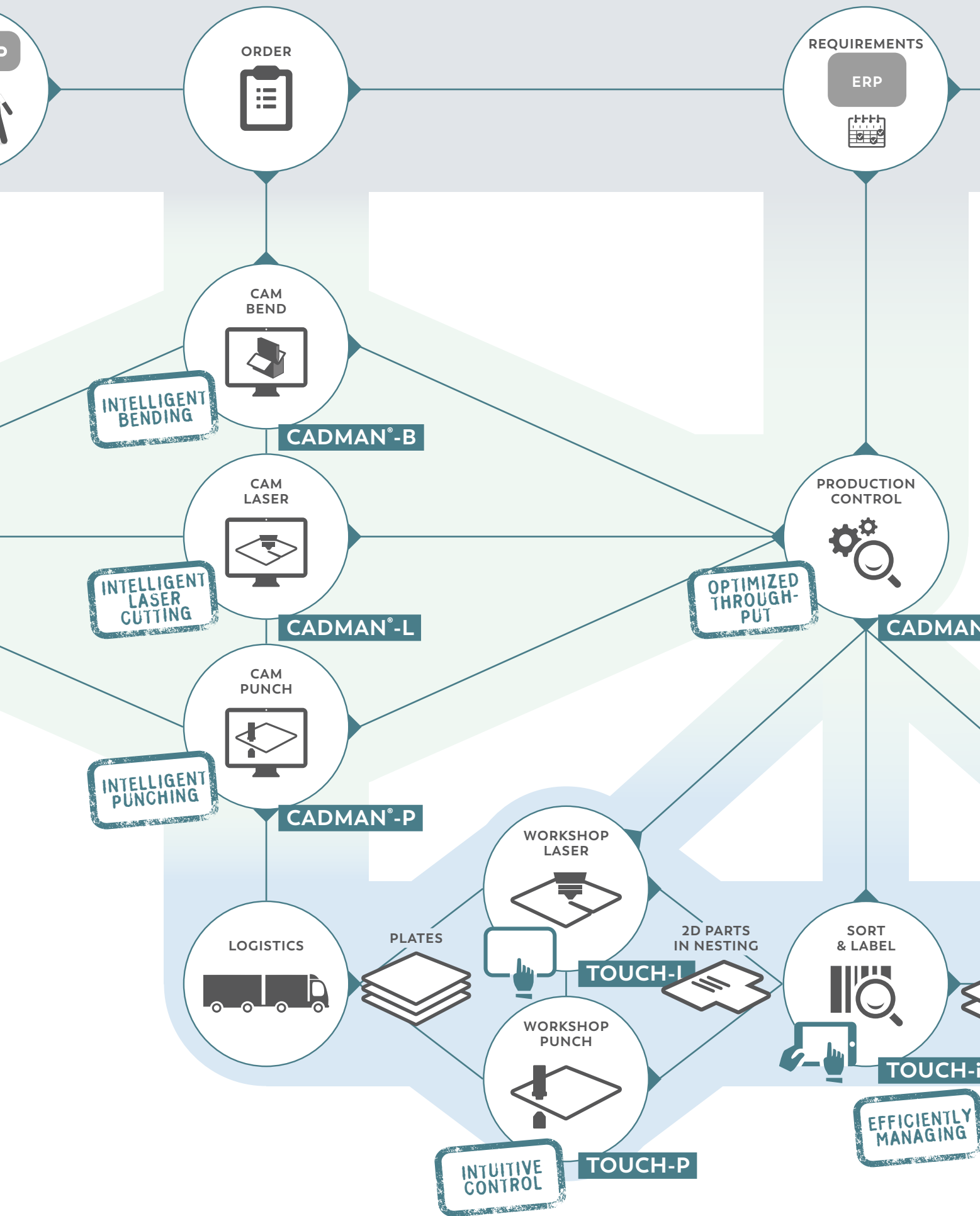


**ADDING
VALUE
TO YOUR
BUSINESS**

**ADDING
VALUE
TO YOUR
OPERATIONS**

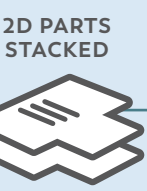
**ADDING
VALUE
TO YOUR
WORKSHOP**







1-JOB

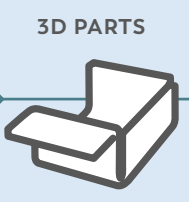


4



TOUCH-B

INTUITIVE CONTROL



Example of information flow in a sheet metal workshop

TAKE THE LEAD

IN OPTIMIZED WORKFLOW WITH
CADMAN INTELLIGENT SOFTWARE



For over thirty years, LVD's CADMAN® programming software has maximized machine capabilities by integrating the key sheet metalworking processes of laser cutting, punching and bending. Today, the database-driven CADMAN Suite looks at the big picture and streamlines the complete fabricating process, taking even production control, communication and management into account. CADMAN provides users with live information to make informed choices, enabling improved programming and production in the workshop.

LVDGROUP.COM



LASER

PUNCH

BEND

INTEGRATE